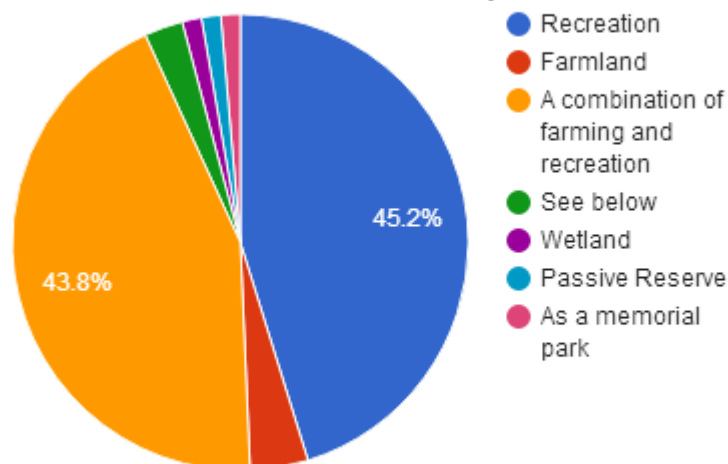


Points that Support the Pohangina Recreation Reserve Submission

Survey Data

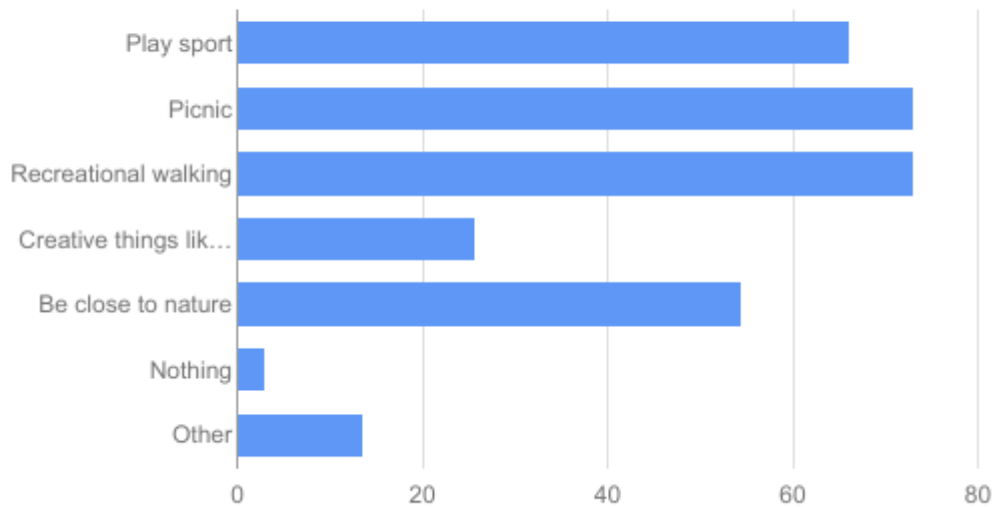
- Question 4 pie graph shows that 45.2% would like to see the Reserve utilised for recreation and 43.8% for a combination of recreation and farming. Therefore **89 %** want to use it for recreational purposes. That is a **clear mandate for change** and was supported at the meeting with **unanimous (100%) support for this submission**.

4. What would you like to see the recreation reserve utilised for? (to learn more about the Reserve refer to the brief description at the sta...



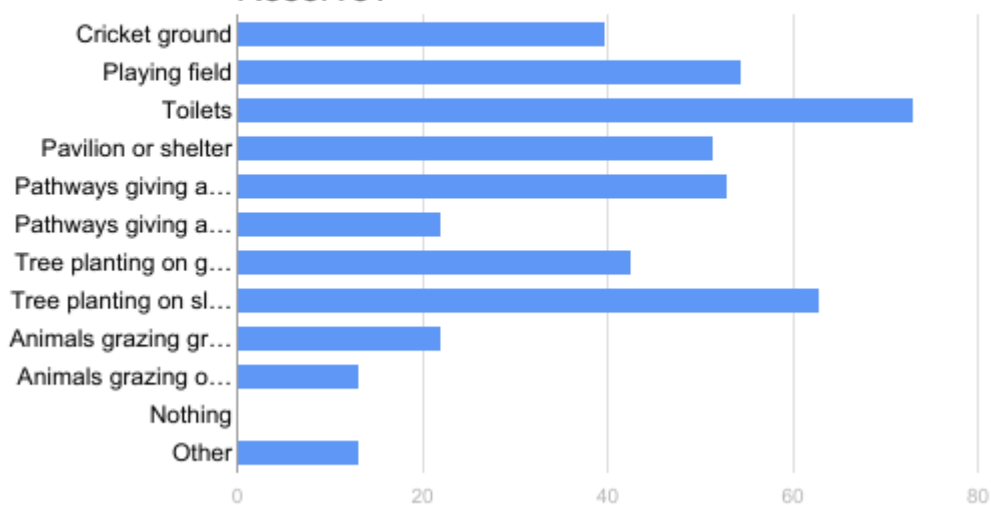
- Question 5 bar graph shows that the majority of respondents want to be involved in activities: sport, picnicking or recreational. The Reserve offers the potential for a significant boost to community health and vitality. This clearly **supports the Community Vision as per the PVCAction Plan**: To retain and enhance the quality of life for our current and future residents, to attract and welcome visitors to our valley, and to initiate and champion progressive ways to protect our environment and sustain our resilient community.

5. What kind of activities would you like to do or have available in the Recreational Reserve



- Question 6 bar graph shows the majority of respondents concur that the features and facilities need to support the activities are toilets (73%), pathways (53%), tree planting (63%), pavilion/shelter (52%) and cricket ground (40%). These findings are consistent with the action plan (pages 17,19) that evolved through community consultation workshops in 2014 but greater participation has been achieved with the Reserve survey. The fact that question 8 revealed that 40% of survey respondents would like to be involved in developing the Reserve, backed up by the attendance at the recently held inaugural meeting, gives a **clear indication of the passion and potential 'community ownership'** associated with the Recreation Reserve.

6. What type of facilities would you like to see or use in the Pohangina Recreational Reserve?



- The survey data indicates a strong desire for selective tree planting: 63 % on the slopes and 43% in the grass area 2 (refer to map). This along with the numbers (53%) that want to see pathways throughout the reserve and the clear **preference for a place for recreation (73%), picnics (73%) and sport (62%) give strong support and mandate to give priority to acquiring a landscape and recreational plan.**
- This **survey data also aligns superbly with MDC's vision and outcomes:**
Vision: Connected, vibrant and thriving Manawatu – the best rural lifestyle in New Zealand.
Village Vision: Attractive and prosperous communities that offer lifestyle choices and business opportunities within a unique environment.

Outcomes: Manawatu District will improve that natural environment, stewarding the district in a practice aligned to the concept of kaitiakitanga. The Manawatu District will attract and retain residents.